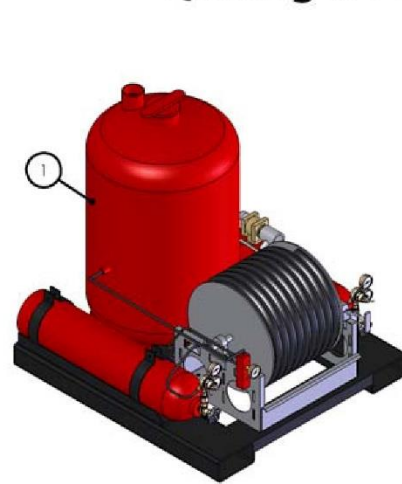
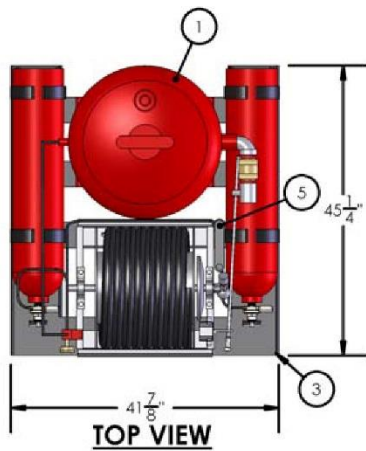
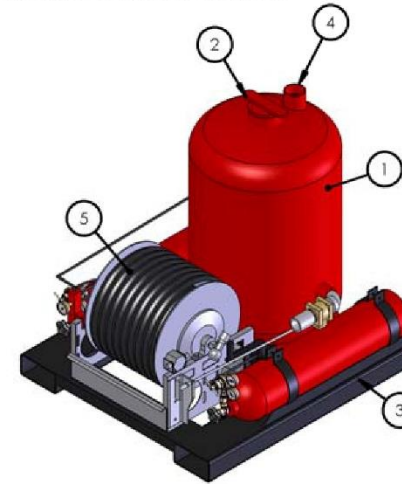




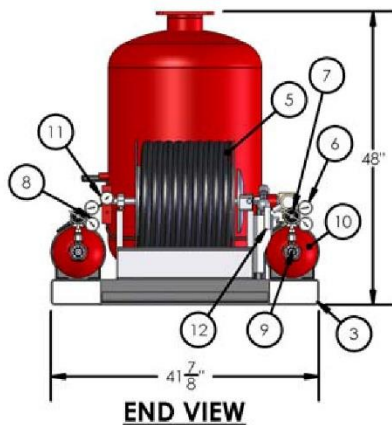
Quality is Behind the Diamond.



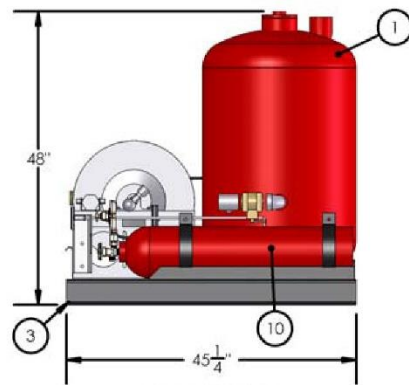
ISOMETRIC VIEW



ISOMETRIC VIEW



END VIEW



SIDE VIEW

**AMEREX MODEL 901
500 lbs Dry Chemical Unit**

Empty Weight - 800 lbs.

Full Weight - 1,300lbs.

ITEM No.	UNIT DESCRIPTION
1	24" A.S.M.E. CODE CYLINDER
2	4" FILL CAP
3	2-110 CF EXPELLANT BOTTLESKID ASSEMBLY
4	250 POP-OFF
5	HOSE REEL MANUAL REWIND W/ 100FT 1" HOSE
6	REGULATOR PRESSURE GAUGE
7	NITROGEN REGULATOR
8	HIGH PRESSURE GAUGE
9	NITROGEN CYLINDER VALVE
10	NITROGEN CYLINDER
11	EXTINGUISHER PRESSURE GAUGE
12	MAUAL CONTROL VALVE
13	SHUT OFF